

# MY FIRST PIANO Adventure®

For Levels A, B, and C

Ten flashcard sheets to reinforce music concepts and note reading

FOR THE YOUNG BEGINNER  
by Nancy and Randall Faber

FLASHCARD SHEETS

















Let's play Flashcard Bingo!

Now you drill me!  
The answers are on the back.















When you play it backward, it makes a melody!



FABER PIANO ADVENTURE  
A PRODUCT OF  
HAL•LEONARD®

			
			
			
<i>f</i>	<i>p</i>		

Answer Key

 <p>L.H. 2</p>	 <p>R.H. 1</p>	 <p>R.H. 3</p>	 <p>L.H. 5</p>
 <p>L.H. 3</p>	 <p>L.H. 1</p>	 <p>R.H. 2</p>	 <p>R.H. 5</p>
 <p>L.H. 4</p>	 <p>R.H. 4</p>	 <p>2-black keys</p>	 <p>3-black keys</p>
<p><i>f</i> <i>forte</i> (loud)</p>	<p><i>p</i> <i>piano</i> (soft)</p>	 <p>quarter note for R.H.</p>	 <p>quarter note for L.H.</p>



# FLASHCARD SHEET 5

UNITS 3-4  
♩ G A B and ♪ C D E F



## FLASHCARD SHEET GAMES AND ACTIVITIES

### My First Piano Adventure BOOK A

- The teacher calls for a symbol or term and the student puts a bingo chip, checker, coin, or other small item on that square.
- Point to a box for the student to name and define. Students often enjoy putting an item on each square as they identify it. Celebrate when complete!



- In a group lesson, students may take turns calling out a square for each other to locate.



#### Four Variations!

- Start at the top (left) and go across.
- Start at the bottom (far right) and go backward.
- Start at the top and go down and up, moving in columns.
- Start at the bottom and go up and down, moving in columns.

### My First Piano Adventure BOOK B

#### Flashcard Sheet 4

Ask the student to quickly point to all the Cs, then Ds, then Es. For repetition, vary the order: D E C, then E C D, then E D C, etc.

In a group lesson, students may take turns calling for all the Cs, then Ds, then Es for others to locate.



#### Flashcard Sheets 4, 5, 6, 7

Use the 16-box grid to present carefully ordered notes to create four different Flashcard Sheet Melodies. The student may play and say the note names, eventually playing all the variations below.

Do regularly at lessons as a warm-up! (Students may use any fingering.)

#### Four Variations!

- Start at the top and play across. Optional: Name the notes.
- Start at the bottom (far right) and go backward.
- Start at the top and go down and up, moving in columns.
- Start at the bottom and go up and down, moving in columns.

### My First Piano Adventure BOOK C

- In a group lesson, the teacher chants a measure (Ex. F-F-D-D) and students find and put an item on the matching square. Continue until all squares are filled.
- In a group lesson, chant the letter names of the melody. Each student may chant a measure keeping a steady beat. The next student chants the next measure in rhythm, etc.



#### Four Variations!

- Start at the top and play across. Optional: Name the notes.
- Start at the bottom (far right) and go backward.
- Start at the top and go down and up, moving in columns.
- Start at the bottom and go up and down, moving in columns.



MY FIRST PIANO ADVENTURE® LESSON BOOKS A, B, and C

# 10 FLASHCARD SHEETS

Read with Ease

by Nancy and Randall Faber

The goal of My First Piano Adventure Flashcard Sheets™ is to “read with ease.” Each sheet is correlated by *book* and *unit* to the course, offering excellent reinforcement of note reading. Every laminated sheet features a 16-box grid with answers given on the back of the sheet. The Flashcard Sheets offer a variety of games to make learning to read notes easy and fun!

## My First Piano Adventure BOOK A



### PRE-READING

#### Flashcard Sheet 1

Units 1-5

- Left hand (LH), right hand (RH)
- Finger numbers
- 2 and 3 black-key groups
- Forte (*f*) and piano (*p*)
- quarter note

#### Flashcard Sheet 2

Units 5-10

- Half note and whole note
- Key names (A B C D E F G)
- Bass clef and treble clef
- C 5-finger scale
- Measure and bar line

*continued on back*

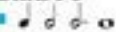
## My First Piano Adventure BOOK B



### STEPS ON THE GRAND STAFF

#### Flashcard Sheet 3

Units 1-8

- 
- Staff and grand staff
- Bass clef and treble clef
- Music alphabet (A B C D E F G)
- Dynamic marks: *p*, *f*, and *mf*
- Time signatures:  $\frac{1}{4}$  and  $\frac{3}{4}$
- Quarter rest
- Tie



#### Flashcard Sheet 4

Units 1-2

-  Middle C and  Middle C D E



#### Flashcard Sheet 5

Units 3-4

-  G A B and  C D E F

#### Flashcard Sheet 6

Units 5-6

-  F G A B and  C D E F G

#### Flashcard Sheet 7

Units 7-8

-  C D E F G A B and  C D E F G

*continued on back*

## My First Piano Adventure BOOK C



### SKIPS ON THE GRAND STAFF

#### Flashcard Sheet 8

Units 1-4

- Line-line skips in the treble clef
- Ritardando
- Accent mark

#### Flashcard Sheet 9

Units 5-8

- Line-line and space-space skips in the bass clef
- Bass clef Guide Notes: top line A and bottom line G
- C and G 5-finger scales
- Upbeat

#### Flashcard Sheet 10

Units 5-8

- Reading steps on the grand staff
- Reading skips on the grand staff

*continued on back*

ISBN 978-1-61677-204-8



9 781616 772048

FF3038